


Unverferth Grain Handling

Front-fold single-auger grain carts



XTREME Grain Carts:

*Front-Folding Performance
with EXTREME Reach*

Greatest outward,
upward and
forward auger
reach of any
front-folding
grain cart



Models 1315, 1115, 1015

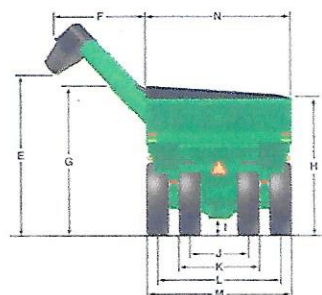
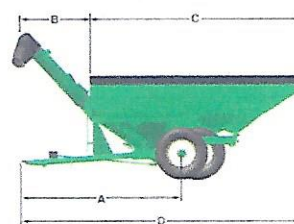
Specifications

Unverferth X-TREME™ Grain Carts

Model Number	1315	1115	1015
Capacity*	1325	1125	1025
Unload Speed (bu/min)	620	620	620
Approximate Empty Weight	20,500	18,000	17,500
Approximate Full Tongue Weight	6,255	6,200	5,900
Tire Size	520/85x42 Duals	520/85x42 Duals	900/60R32 BIAS L176
A	20'4"	19'6"	19'6"
B	10'4"	10'4"	10'4"
C	25'6"	21'10"	21'10"
D	33'10"	29'11"	29'11"
E	13'9"	13'9"	13'9"
F	8'6"	8'6"	8'6"
G	12'4"	12'	11'8"
H	11'5"	11'	10'8"
I	1'5"	1'5"	1'5"
J — Tandem Duals	60" or 72"	60" or 72"	60" or 72"
J — Singles/Tracks**	120"	120"	120"
K — Tandem Duals	6'10"	6'10"	6'10"
K — Singles**	13'10"	12'10"	12'10"
Tracks	12'	12'	12'
L	120" or 144"	120" or 144"	120" or 144"
M	12'	12'	12'
N	11'11"	11'11"	11'11"

*Capacities measured with #2 corn at 15% moisture, 56# test weight.

**Model 1315 measurements with 76x50.00x32 tires, models 1115 and 1015 with 900/60R32 tires.



Boost your harvest efficiency now. See your nearest Unverferth dealer today for complete details on all Unverferth grain carts, visit our website at www.unverferth.com or call 1-800-322-6301

Due to continuing improvements in the design and manufacture of Unverferth products, all specifications contained herein are subject to change without notice.



Manufacturing Company, Inc.
P.O. Box 357 • Kalida, Ohio 45853
(419) 532-3121 • FAX (419) 532-2468
unverferth.com

1-800-322-6301

Please remind all family members and others to use caution and follow recommended safety practices when around all farm equipment. Unverferth Manufacturing Co., Inc., supports the efforts of Farm Safety 4 Just Kids and all other organizations that promote farm safety.

©2010 Unverferth Manufacturing Co., Inc. Printed in U.S.A.

®™ Trademarks, registered or applied for, of Unverferth Manufacturing Co., Inc., Kalida, OH

Additional facilities in California, Georgia, Iowa, Nebraska, North Dakota, Oregon and Canada



XTREME0151800M51


EXTREME Reach with Incomparable Front-Folding Corner-Auger Performance

Since the first Unverferth corner-auger grain cart introduction in 1988, we've been stretching our imaginations to develop a single, corner-auger front-fold design with the greatest forward, outward and upward reach. The Unverferth models 1315, 1115 and 1015 grain carts are specifically engineered with these goals in mind, which is why they're named **X-TREME™**.



All **X-TREME** grain carts feature a patent-pending auger that allows the upper portion to store diagonally along the front of the cart for extreme auger reach. Add in the Dyna-Torque auger with deep sump and you'll experience extreme unloading efficiency at 620 bushels per minute.

Features/Benefits

- Capacities of 1,325, 1,125 and 1,025 bushels
- Patent-pending cushioned upper auger connection for smooth, efficient stress-free auger engagement
- The auger connection features flex-drive coupler for optimum u-joint life
- Upper and lower augers are synchronized for greater capacity, dependability and smooth operation
- Computer-balancing virtually eliminates any vibration of the lower and upper augers for longer life
- Ultra-Edge reinforced flighting provides $\frac{1}{2}$ " of steel at the outer edge of the lower auger for long-term performance; the upper auger features $\frac{3}{8}$ " thick eye Tyler, edge flighting
- Heavy-duty gearbox features an extra-large $1\frac{3}{4}$ " full-length output shaft for handling the toughest unloading chores, even wet corn




Extreme-reach auger in unloading position



Front-fold storage for transport position

- Dyna-Torque drive combines a 22" sump-mounted auger with leaned double flighting feeding into the 20" unloading auger for greater unloading efficiency than a conventional, full-length 22" auger
- Vortex downspout features a funnel design with 60° rotation for precisely controlling grain flow without splatter
- Dual auger-mounted high-intensity halogen lights for easier nighttime unloading
- Truss-frame design, structural tubular steel axles and 10-bolt gusseted hubs for smooth trailing, low maintenance
- High-tensile, special-alloy steel spindles carry the heaviest loads with ease
- Easy-to-use, gravity-flow cleanout door is wheel-operated and can be locked open for easy cleanout
- Standard transport safety features include L.E.D. tail and turn lights, side marker lighting, reflective striping and transport chain
- Cast steel single-tang hitch with chamfered opening for reducing drawbar stress when traveling over uneven terrain
- The oversized gears and bearings are encased in a durable aluminum gearbox housing, are static-rated at 330 h.p. and dynamic-rated at 153 h.p. for long-term, trouble-free use
- In-field rest stand allows faster auger raising and lowering for quickly returning to the combine
- Auger features hydraulic locking for a leak-free connection during unloading
- P.T.O. features a cut-out clutch for superior driveline protection and automatic reset
- Spout rotates downward for easy transport and storage within the width of the cart
- Silicone-sealed seams, durable primer undercoat and oven-baked enamel topcoat in choice of tractor red or green to resist corrosion
- Weatherguard rollover tarp with heavy-duty 18-oz canvas to protect load contents is standard on the 1315 and 1115 and optional on the 1015



Dyna-Torque auger



60° rotational downspout



In-field auger rest stand



Weatherguard self-locking tarp

Models 1315, 1115, 1015